

36121630-2

SPECIFICATION SHEET  
WWW.CONEN-SYSTEMS.COM

## LIGHT SCREEN - "DOLOMITE II

W/H: 300X169 CM, WITH MOTOR



### PRODUCT

Every projection screen must fit the room conditions so that you can get the maximum benefit. The Dolomit II professional roll-up screen is the optimal solution for school, office or conference rooms. It can be mounted visibly on walls or ceilings, as well as in suspended ceilings. The standard color of the aluminum housing (W 11 x H 11 cm) is RAL 9016 Traffic White. Other colors are optionally available according to RAL Classic, please contact us!


Visible wall/ceiling mounting or in suspended ceilings?

For visible wall or ceiling mounting, you can use the Quick mounting set for quick and easy installation: position - hook in - secure. Mounting grooves on all sides of the projection screen housing provide you with flexible mounting options; perfectly adaptable to the respective conditions on site. Horizontal readjustment of the housing is possible.


If the existing furnishings do not permit direct wall mounting of the projection screen, you can order additional wall spacers. For projection screens that are to be installed flush with the ceiling, we recommend our professional installation system for suspended ceilings with pre-assembly frame.

If the Dolomit II is installed in the ceiling without a pre-assembly frame, an inspection opening must be provided by the customer, as the Dolomit II projection screen cannot be inspected. To bridge the gap between the raw ceiling and the suspended ceiling, you can obtain an optional mounting set for suspended ceilings.


### Accessories



Wall spacer 20 cm (for Dolomit II / Scala II)



Wall spacer 30 cm (for Dolomit II / Scala II)



Wall spacer 40 cm (for Dolomit II / Scala II)



Dolomit II pre-mounting frame for 300 cm screen width



Crank drive - left

### FEATURES

- Format 300x169 cm
- aluminum housing W 11 x H 11 cm
- powder coated in RAL 9016 traffic white
- Mounting grooves on all sides of the housing allow flexible mounting
- motor drive: 230V/50Hz - cable exit is on the top right side from projection view
- Crank drive: Maintenance-free gear with removable crank rod on the right side
- Formats up to 300 cm width available
- Screen surface: Polar matte white type D according to DIN19045, DIN4102 B2, gain factor 1.1
- for wall/ceiling mounting, optional: installation system for suspended ceiling
- Construction DIN 56950-4: 2015 Safety requirements and tests for prefabricated screen walls



Ceiling mounted



Wall mounted

Item number	36121630-2	
Image size	3000 mm - 1690 mm	118.1" - 66.5"
Weight	29 kg	63.9 lbs
Packages	Package dimensions WxHxD	Package weight
36121630-2	3300 x 240 x 180 mm / 129.9 x 9.4 x 7.1"	33 kg / 72.8 lbs

---

Conen Systems GmbH  
Conenstr. 4  
54497 Morbach-Gonzerath  
Germany

T +49 5251 50012-0  
E [sales@conen-systems.com](mailto:sales@conen-systems.com)

[www.conen-systems.com](http://www.conen-systems.com)

© Copyright by Conen Systems GmbH