


FSH-SM

SPECIFICATION SHEET
WWW.CONEN-SYSTEMS.COM

FRONT SHELF

CONNECTS TO CENTRAL ALUMINUM COLUMN



PRODUCT

Sturdy front shelf can be connected to the central column.

FEATURES

- Compatible with SCETA and SCEXL series
- Front shelf connects to the central column
- Steel 2mm
- Powder coated in black, RAL 9005
- Assembly material included (4x sliding block with thread, 4x nut with integrated washer)
- Carries up to 10 kg

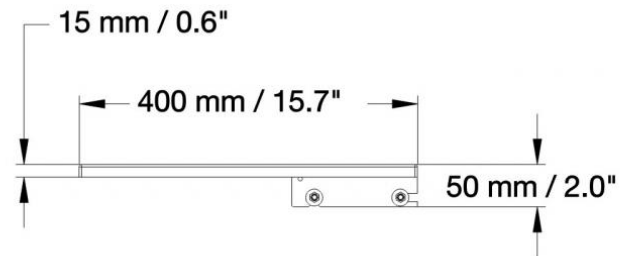
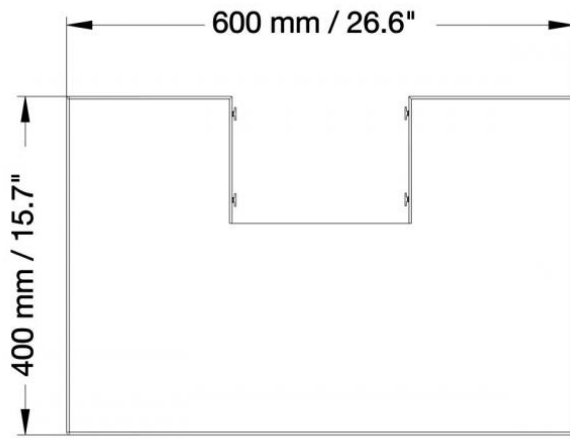


Display mount

Max. load
10 kg / 22 lbs08/13/2024
Page 1/2

Item number	FSH-SM	
Load capacity	10 kg	22 lbs
Width / Height / Depth	600 mm / 15 mm - 50 mm / 400 mm	23.6" / 0.6" - 2" / 15.7"
Weight	3,4 kg	7.5 lbs
Packages	Package dimensions WxHxD	Package weight
FSH-SM	530 x 60 x 430 mm / 20.9 x 2.4 x 16.9"	3,9 kg / 8.5 lbs

Dimensions



Conen Systems GmbH
 Conenstr. 4
 54497 Morbach-Gonzerath
 Germany

T +49 6533 75-100
 F +49 6533 75-600
 E service@conen-systems.com
www.conen-systems.com

© Copyright by Conen Systems GmbH

08/13/2024
 Page 2/2